





C. HE
Evaluation of Instruction Program Report
 20F: ECON 123L LAB 1D: FORECASTING EXH LAB
 No. of responses = 7
 Enrollment = 20
 Response Rate = 35%

1. Background Information:


1.1) Year in School:




1.2) UCLA GPA:



1.3) Expected Grade:




1.4) What requirements does this course fulfill?




2. Preliminary Questions:

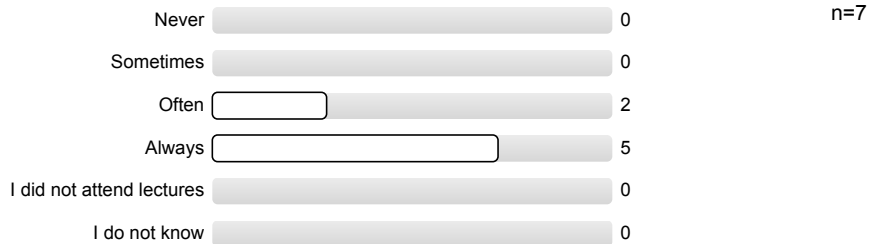
2.1) Approximately how many times did you attend the assigned section?



2.2) If you primarily attended a section that is not assigned to you, what was your primary reason for doing so?

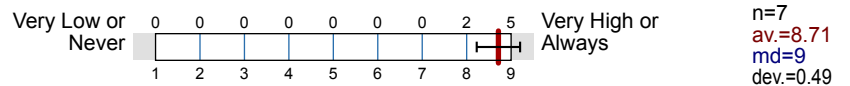


2.3) You saw the TA of the assigned section attending lectures.

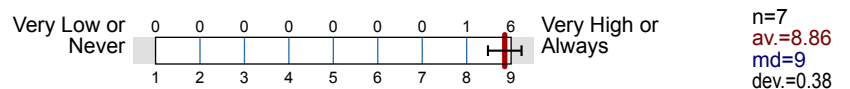


3. To What Extent Do You Feel That:

3.1) Teaching Assistant Knowledge - The T.A. was knowledgeable about the material.



3.2) Teaching Assistant Concern - The T.A. was concerned about student learning.

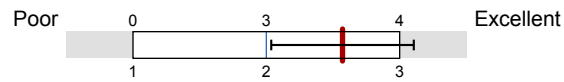


3.3)	Organization - Section presentations were well prepared and organized.		n=7 av.=8.86 md=9 dev.=0.38
3.4)	Scope - The teaching assistant expanded on course ideas.		n=7 av.=8.86 md=9 dev.=0.38
3.5)	Interaction - Students felt welcome in seeking help in or outside of the class.		n=7 av.=8.71 md=9 dev.=0.49
3.6)	Communication Skills - The teaching assistant had good communication skills.		n=7 av.=8.86 md=9 dev.=0.38
3.7)	Value - The overall value of the sections justified your time and effort.		n=7 av.=8.57 md=9 dev.=0.79
3.8)	Overall - What is your overall rating of the teaching assistant?		n=7 av.=8.86 md=9 dev.=0.38

4. Your View of Section Characteristics:

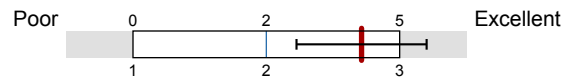
4.1)	Difficulty (relative to other courses)		n=7 av.=2.29 md=2 dev.=0.49
4.2)	Workload/pace was		n=7 av.=2 md=2 dev.=0
4.3)	Integration of section with course was		n=7 av.=2.57 md=3 dev.=0.53
4.4)	Texts, required readings		n=7 av.=2.57 md=3 dev.=0.53

4.5) Homework assignments



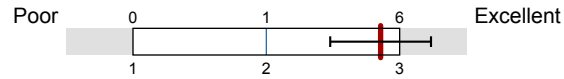
n=7
 av.=2.57
 md=3
 dev.=0.53

4.6) Graded materials, examinations



n=7
 av.=2.71
 md=3
 dev.=0.49

4.7) Lecture presentations



n=7
 av.=2.86
 md=3
 dev.=0.38

4.8) Class discussions



n=7
 av.=2.57
 md=3
 dev.=0.79

5. Comments:

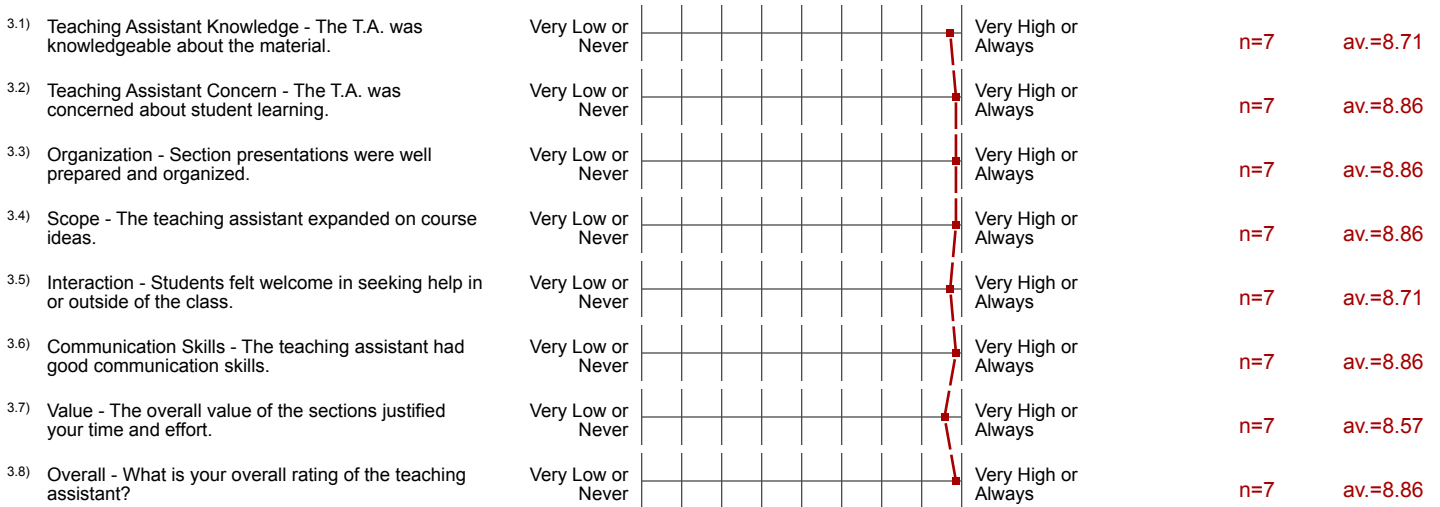
- 5.1) Please identify what you perceive to be the real strengths and weaknesses of this teaching assistant and course.
- Chang has been great this quarter. She has been very helpful and approachable, and has provided us with great discussion recordings and notes. Additionally, she occasionally asks questions during lectures for clarification and that has been helpful. Overall, she has done a great job and has improved my learning experience this quarter.
 - Chang is very knowledgeable about the topics in class. The class is very hard but she explains every lecture clearly, so it helps me understand the lecture more and easily. She is also very approachable and willing to answer questions either via email or office hours.
 - Chang was able to help me solidify my understanding in the class and provided concrete explanations when lectures were difficult to understand.
 - The TA really concerns about the students and put a lot of effort in her work. Personally, one of the best TA I've had at UCLA.

Profile

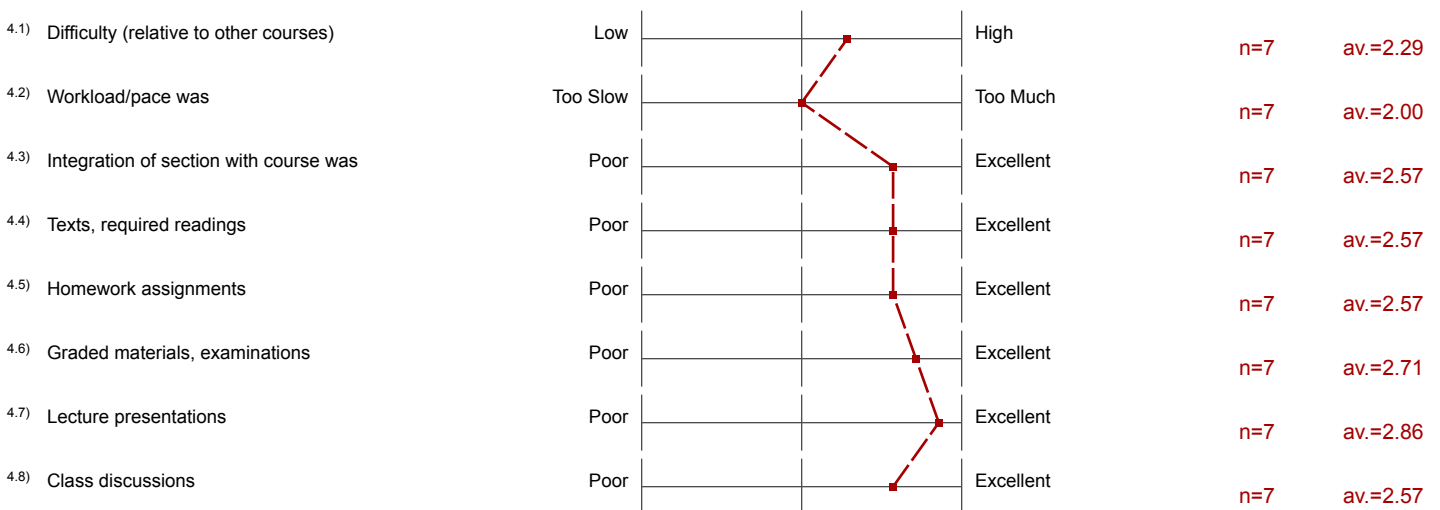
Subunit: ECON
 Name of the instructor: C. HE
 Name of the course: 20F: ECON 123L LAB 1D: FORECASTING EXH LAB
 (Name of the survey)

Values used in the profile line: Mean

3. To What Extent Do You Feel That:



4. Your View of Section Characteristics:







C. HE
Evaluation of Instruction Program Report
 20F: ECON 123L LAB 1A: FORECASTING EXH LAB
 No. of responses = 3
 Enrollment = 10
 Response Rate = 30%

1. Background Information:

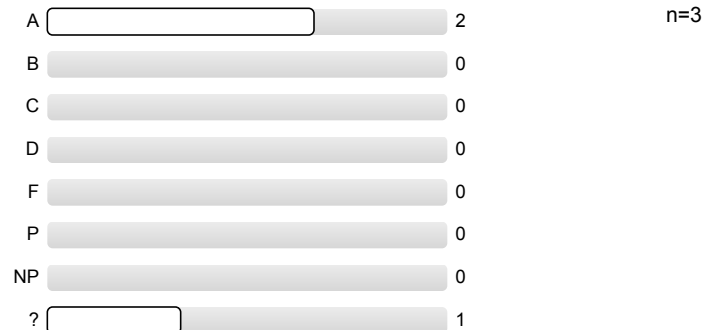
1.1) Year in School:




1.2) UCLA GPA:



1.3) Expected Grade:




1.4) What requirements does this course fulfill?




2. Preliminary Questions:


2.1) Approximately how many times did you attend the assigned section?



2.2) If you primarily attended a section that is not assigned to you, what was your primary reason for doing so?

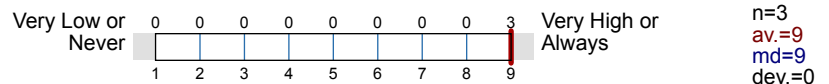


2.3) You saw the TA of the assigned section attending lectures.

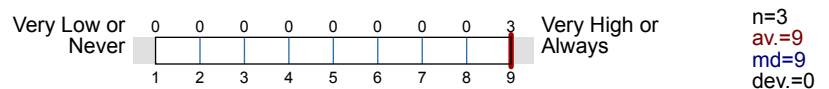


3. To What Extent Do You Feel That:

3.1) Teaching Assistant Knowledge - The T.A. was knowledgeable about the material.



3.2) Teaching Assistant Concern - The T.A. was concerned about student learning.

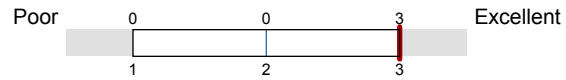


3.3)	Organization - Section presentations were well prepared and organized.	Very Low or Never	0 0 0 0 0 0 0 0 0 3 1 2 3 4 5 6 7 8 9	Very High or Always	n=3 av.=9 md=9 dev.=0
3.4)	Scope - The teaching assistant expanded on course ideas.	Very Low or Never	0 0 0 0 0 0 0 0 0 3 1 2 3 4 5 6 7 8 9	Very High or Always	n=3 av.=9 md=9 dev.=0
3.5)	Interaction - Students felt welcome in seeking help in or outside of the class.	Very Low or Never	0 0 0 0 0 0 0 0 0 3 1 2 3 4 5 6 7 8 9	Very High or Always	n=3 av.=9 md=9 dev.=0
3.6)	Communication Skills - The teaching assistant had good communication skills.	Very Low or Never	0 0 0 0 0 0 0 0 0 3 1 2 3 4 5 6 7 8 9	Very High or Always	n=3 av.=9 md=9 dev.=0
3.7)	Value - The overall value of the sections justified your time and effort.	Very Low or Never	0 0 0 0 0 0 0 0 0 3 1 2 3 4 5 6 7 8 9	Very High or Always	n=3 av.=9 md=9 dev.=0
3.8)	Overall - What is your overall rating of the teaching assistant?	Very Low or Never	0 0 0 0 0 0 0 0 0 3 1 2 3 4 5 6 7 8 9	Very High or Always	n=3 av.=9 md=9 dev.=0

4. Your View of Section Characteristics:

4.1)	Difficulty (relative to other courses)	Low	0 2 1 1 2 3	High	n=3 av.=2.33 md=2 dev.=0.58
4.2)	Workload/pace was	Too Slow	0 3 0 1 2 3	Too Much	n=3 av.=2 md=2 dev.=0
4.3)	Integration of section with course was	Poor	0 0 3 1 2 3	Excellent	n=3 av.=3 md=3 dev.=0
4.4)	Texts, required readings	Poor	0 0 3 1 2 3	Excellent	n=3 av.=3 md=3 dev.=0

4.5) Homework assignments



n=3
 av.=3
 md=3
 dev.=0

4.6) Graded materials, examinations



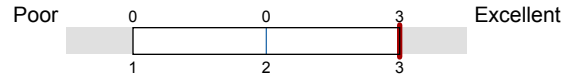
n=2
 av.=3
 md=3
 dev.=0

4.7) Lecture presentations



n=3
 av.=3
 md=3
 dev.=0

4.8) Class discussions



n=3
 av.=3
 md=3
 dev.=0

5. Comments:

5.1) Please identify what you perceive to be the real strengths and weaknesses of this teaching assistant and course.

- Chang was an amazing TA! She always had her student's concerns at her utmost priority. During her TA sections, she would be sure to address all the confusing concepts in lecture and would give a clear lesson/summary on the lectures. Overall, Chang is a responsible and kind TA!

Profile

Subunit: **ECON**
 Name of the instructor: **C. HE**
 Name of the course: **20F: ECON 123L LAB 1A: FORECASTING EXH LAB**
 (Name of the survey)

Values used in the profile line: Mean

3. To What Extent Do You Feel That:

3.1) Teaching Assistant Knowledge - The T.A. was knowledgeable about the material.	Very Low or Never									Very High or Always	n=3	av.=9.00
3.2) Teaching Assistant Concern - The T.A. was concerned about student learning.	Very Low or Never									Very High or Always	n=3	av.=9.00
3.3) Organization - Section presentations were well prepared and organized.	Very Low or Never									Very High or Always	n=3	av.=9.00
3.4) Scope - The teaching assistant expanded on course ideas.	Very Low or Never									Very High or Always	n=3	av.=9.00
3.5) Interaction - Students felt welcome in seeking help in or outside of the class.	Very Low or Never									Very High or Always	n=3	av.=9.00
3.6) Communication Skills - The teaching assistant had good communication skills.	Very Low or Never									Very High or Always	n=3	av.=9.00
3.7) Value - The overall value of the sections justified your time and effort.	Very Low or Never									Very High or Always	n=3	av.=9.00
3.8) Overall - What is your overall rating of the teaching assistant?	Very Low or Never									Very High or Always	n=3	av.=9.00

4. Your View of Section Characteristics:

4.1) Difficulty (relative to other courses)	Low									High	n=3	av.=2.33
4.2) Workload/pace was	Too Slow									Too Much	n=3	av.=2.00
4.3) Integration of section with course was	Poor									Excellent	n=3	av.=3.00
4.4) Texts, required readings	Poor									Excellent	n=3	av.=3.00
4.5) Homework assignments	Poor									Excellent	n=3	av.=3.00
4.6) Graded materials, examinations	Poor									Excellent	n=2	av.=3.00
4.7) Lecture presentations	Poor									Excellent	n=3	av.=3.00
4.8) Class discussions	Poor									Excellent	n=3	av.=3.00